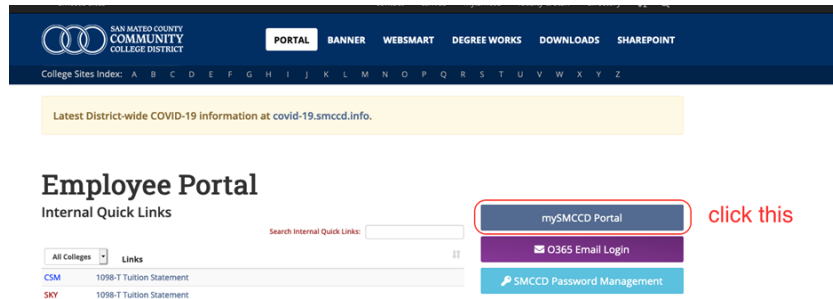
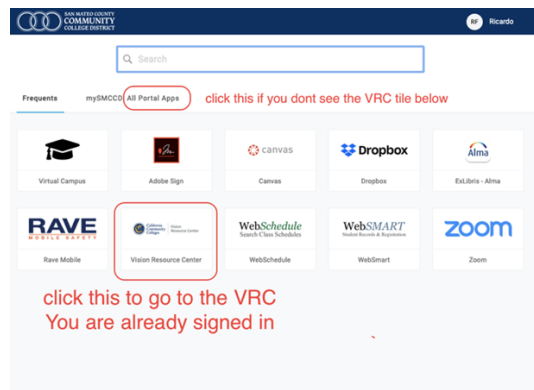


How to Register for Events in the Vision Resource Center

1. Go to the [SMCCCD Employee Portal](#) and login with your SSO credentials:



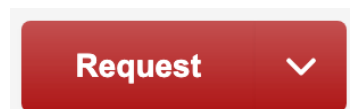
2. After you enter your SMCCCD credentials you will see this page; click the **Vision Resource Center** tile:



3. Once there, click the **Events Calendar** Button to go to the desired date.



4. Click the name of the session and
5. Register by clicking the **"Request"** button.



You have now registered for the session. You will receive an email confirmation from skylinectl@smccd.edu.

If you experience any issues, please contact Ricardo Flores (floresr@smccd.edu)